


# BRAVI

— PLATFORMS



# THE ULTIMATE DRIVABLE PLATFORM

**LEONARDO HD is the ultimate drivable lift platform: it is the only platform able to completely replace scaffoldings, ladders and traditional lifts on all trades on job sites with a height of up to 16ft, both in new constructions and renovation works.**

One single piece of access equipment from start to finish all your trades on Institutional, Commercial and Health Care Building project





## Used globally across a growing range of business sectors

- Mechanical, Electrical & Plumbing Contractors: Lighting, Heating/HVAC, Sprinkler, Decorations, Fit-out.
- Ceiling & Walls Contractor: Drop, Acoustic, Metal and Texture Ceiling; Plasterboard Partitions, Wall Molding and Covering; Drywall and Insulation.
- IT Services: Structured Cabling; Analog, Voice, and VOIP Data Cabling; Distributed Antenna Systems; Security camera and monitors
- Plumbing Contractors, Panelized Slab Formwork, Shuttering and striking, as well as reworking task and dismantling the shoring construction.
- Building maintenance: changing lights, hanging banners, laying bricks, pouring concrete, changing signs, accessing utilities, cleaning and many other tasks, even over fixtures and shelving.
- Renovation Contracting, Painting Contracting, Facilities Management



**Growth hack your business with Bravi's intelligent approach to operational spaces.**

Discover a multipurpose platform vehicle designed to tick all the boxes.



# THE FUTURE BRINGS MORE COMPETITION

**The construction industry is experiencing increasing competition, rising legal costs related to cost overruns and schedule delays, and decreasing profit margins..**

With the cost of materials now the same for everyone, cost, quality and schedule are even more vital for any building company, not only to stay in business, but to be truly profitable. In this perspective, productivity growth and reduction in work related accidents are the key determinant of international competitiveness in the long term.

# FALLS FROM LOW HEIGHT STATISTICS

According to the World Health Organization, globally, falls represent a major public health issue. An estimated 650 000 fatal falls occur each year, making it the second leading cause for deaths through unintentional injuries, after those caused by road accidents.

In the US alone, each year, there are more than 164 000 emergency room-treated injuries and 300 deaths that are caused by falls from ladders. These falls are the leading cause of death on construction sites, with most occurring under 10 feet heights.

By completely replacing non-self-propelled equipment on all trades in Institutional, Commercial and Health Care building projects, with the Leonardo HD you can effectively engage in preventive action meant to eliminate fall accidents at work and all the related socio-economic costs.

Contractors can finally put all push-around equipment away and create a more controlled environment that minimizes fall hazards while maximizing efficiency.



# PRODUCTIVITY

## Traditional scaffolding vs. the Leonardo HD

When compared with traditional methods such as non-self-propelled equipment, the Leonardo HD can allow the operator to drastically improve his productivity and double his output, safely and comfortably. The operator no longer wastes valuable energy climbing up ladders or manually moving the rolling scaffold and push-around lifts. A more productive work scenario coupled with less physical effort will serve as an incentive for most operators.

$$A + R_n + D + S_q M = X_h$$

A = Assembly

R<sub>n</sub> = Repositioning

D = Dismantling

S<sub>q</sub> M = Square M

X<sub>h</sub> = Total hours

## Non self propelled equipment (Traditional scaffolding)

Assembly = 30 min

Repositioning = 330 min - 110 R<sub>n</sub>/100 S<sub>q</sub> M

Dismantling = 10 min

Square M = 100 S<sub>q</sub> M

Progress Work Time = 17.34 hours (work completed)

**Total hours = 23.5 hours**

## Self propelled Leonardo HD

Assembly = 0 min

Repositioning = 25 min - 110 R<sub>n</sub>/100 S<sub>q</sub> M

Dismantling = 0 min

Square M = 100 S<sub>q</sub> M

Progress Work Time = 12.59 hours (work completed)

**Total hours = 13 hours**








# ONE SOLUTION, ENDLESS POSSIBILITIES.

Leonardo HD is extremely agile even in very congested construction projects and packed work environments. More units can be present on the jobsite than any other similar mast/scissor lifts, allowing operators to work independently and increase productivity.

It has an ultra-compact design, a low weight and spacious basket. It is not a single attribute that distinguishes the Leonardo HD, but rather the unique combination of key features that make it ideal for a higher number of applications than any other machine in its category.



## Onboard drive

- Zero Inside Turning Radius
- Wheel lock system
- Active pothole protection
- Outstanding ground clearance
- Proportional joystick (movement, ascent, descent)
- Ergonomic design with rear lever enabling the functions, allowing for a comfortable, safe grip

## Battery life and recharging

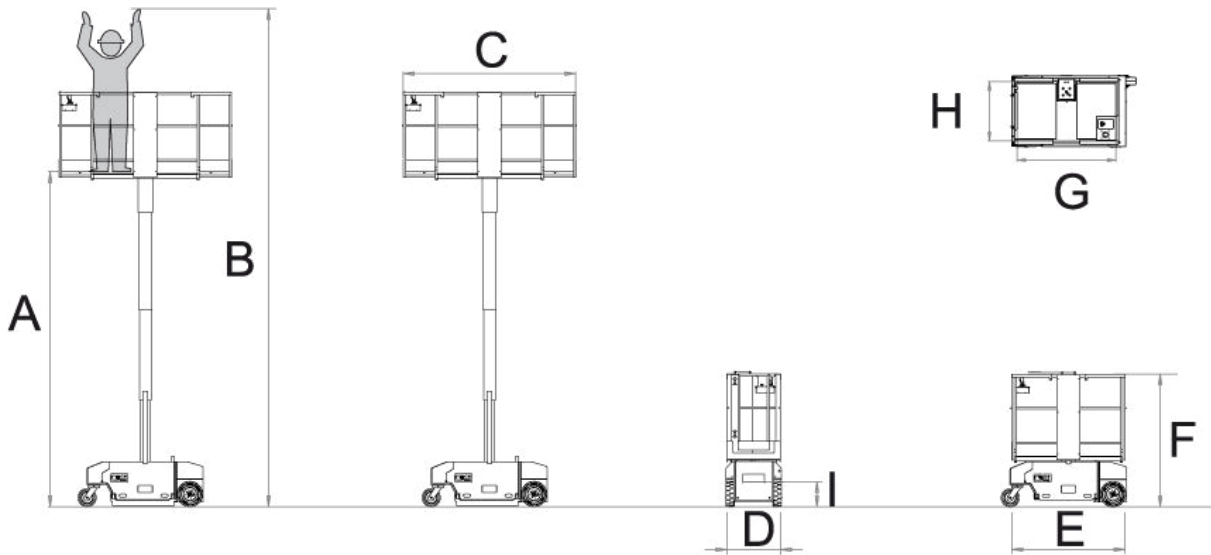
- A fully-charged battery will travel a total of over 7.4 miles
- The on-board machine battery charger system automatically stops charging when complete
- Battery charge status indicator on board
- Now available with optional AGM maintenance-free batteries

## One man one platform

- Compact footprint
- More platforms on the same work production area whilst maintaining all health and safety standards
- Materials can be loaded on the Leonardo HD due to its generous basket that allows you more room for tools and materials.



# TECHNICAL DETAILS



## Measurements




A	<b>Platform Height</b>	9 ft 6 in	<b>Unit Weight</b>	1170 lbs.
B	<b>Working Height</b>	16 ft	<b>Rated Number of Occupants</b>	2
C	<b>Platform Length W/ decks ext.</b>	67.3 in	<b>Drive Speed Stowed</b>	1.9 mph
D	<b>Width</b>	28.8 in	<b>Drive Speed Elevated</b>	0.35 mph
E	<b>Base Length</b>	47 in	<b>Raise/Lower Speed</b>	16 / 21 sec
F	<b>Height Stowed</b>	68.7 in	<b>Inside Turning Radius</b>	Null
G	<b>Platform Length</b>	44 in	<b>Outside Turning Radius</b>	49.3 in
H	<b>Platform Width</b>	26.4 in	<b>Controls</b>	One hand proportional controller
I	<b>Entry Step</b>	15.6 in	<b>Gradeability</b>	35%
	<b>Ground Clearance - front</b>	3.6 in	<b>Hydraulic System Capacity</b>	5.3 gal
	<b>Ground Clearance - middle</b>	3.4 in	<b>Power Source</b>	110/220 V ca 24Vcc
	<b>Platform Capacity w/ decks ext.</b>	397 lbs.	<b>Batteries</b>	n° 2 - 12V; 85Ah@20h

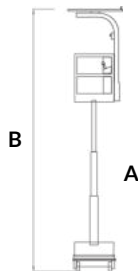
# SOLO GYPS

Installing drywall is usually a two-man job. Solo Gyps allows one person to work independently, greatly simplifying the positioning of panels and saving manpower.

Solo Gyps eliminates manual drywall lift. It has a lightweight, electric powered track and detachable adjustable frame to hold and lift sheets. The setup of the device is tool-free and fast, and once the job is complete, you can easily remove it for storage.

## Measurements

A	14 ft
B	16 ft
	99.2 lbs.
	89 lbs.
	Max. 12 ft





# SKYDECK PANEL HOLDER




The result of our R&D collaboration with Peri, it greatly simplifies the positioning of slab formwork panels.

The Skydeck Panel Holder allows the operator to work more efficiently when performing forming operations with a systematic assembly sequence. It eliminates most manual exertion and makes work safer, faster and more productive.

A lightweight and detachable accessory with a total weight of only 9.25 lbs., it can hold a load weight of 35 lbs.



## Measurements

Capacity	1
Panel 	35 lbs.
	9.25 lbs.
	89 lbs.
Max N° Holders	3





2730

KG 100 (t)

BRVA LUM

BRVA LUM



# **BR****AVI**

**— PLATFORMS**

Braviisol D.M. SRL  
[www.bravi-platforms.com](http://www.bravi-platforms.com)

Call our toll free number  
**855 704 7342**